



2016 Sales Resource Book



RHINO TOOL COMPANY, INC.

Our History

Founded in 1975 by Robert Martin, Rhino Tool Company manufactures and distributes tools of exceptional quality backed with superlative service. From our home office in Kewanee, Illinois, our mission to provide our customers with only the highest quality tools has led us into nearly every corner of the world. With distribution on six continents, Rhino Tool Company has become the source of quality for customers around the globe.

For 40 years, Rhino's pneumatic post drivers have been driving our customers businesses and profits to greater heights while setting the standard of quality in air tools. Rhino's innovative line of gasoline powered post drivers are redefining what customers expect in power equipment performance. Rhino's hydraulic products rounds out a triad of quality offerings with performance, reliability and durability not seen in competitive units.

With a customer breadth ranging from fence contractors, sign installers and agriculture to soil conservation, dock installers and rental, Rhino has developed a world class distribution network that serves the world. This network, backed by our "service after the sale" commitment, has earned Rhino Tool Company our customer's trust.

**Our motto, "Driven to Perfection," is not a mere tag line or utterance.
It is our driving principle.**



***Driven To
Perfection!***

STRATEGIC

Channel Development



Rhino Tool Company's goal is to pick the most capable dealers within a geographical area specific to industry. RTC has identified several industries such as rental, fencing, and electrical that can be targeted independently in the same geographic area.

RTC expects distributors to focus on identifying and engaging the dealer that makes the most sense both within their industry and location. See the table below for targeted industries, their SIC codes, sales opportunity, and post driving applications.

Industry	Channel Demographic (SIC)	Channel Sales Opportunity	Applications
Fencing	Suppliers (5039, 5211), Contractors (1799), Rental Stores (5999),	Residential and Commercial Contractors.	Commercial Fence, Residential Fence, Snow Fence, Silt Fence, Temporary Fence
Construction (1620, 1520, 1540)	Equipment Suppliers, Power Tool Suppliers, Fencing suppliers, Sign Equipment Supplier, Power Equipment/Tool Repair	Contractors, Equipment Rental, Tool Rental Shops, Power Equipment Repair	Form Pins, Chain Link Fence Posts, Sign Posts, Power Equipment Repair
(Rental Equipment rental (5999) Heavy equipment (7353)	Party rental, Construction Equipment rental, Tools/Power Equipment rental	Tent Installation, Event Fencing, Construction Contractors, Residential Fencing	Tent Stakes, Ground Rod installation Carsonite Markers, Chain Link, Pipe,
Electrical, Electrical contractors (1730)	Contractors, Suppliers	Electric Utility Companies, Industrial Contractors, Wind Turbine Contractors, Commercial and Residential Contractors.	Ground Rod installation, Carsonite Markers
Oil and Gas (1300, 1380)	Suppliers, Contractors	Rig Construction Contractors, Electrical Contractors, Rig Maintenance Crews	Silt fence, Spill Containment, Ground Rod
Agriculture (3523)	Farm Store, Farm Equipment Suppliers. Fencing Suppliers. Vineyard Suppliers, Orchard Suppliers, Farm Equipment/Tool Repair, Power Equipment Repair	Cash Crop Farms, Livestock, Vineyard, Orchards, Nursery	Containment Fencing, Boundary Fencing, Vineyard Posts/Stakes, Anchors,
Forestry (0851)	Power Equipment Suppliers	Contractors, Land Management	Boundary Fencing, Snow Fence, Erosion Control, Signage, Carsonite Markers, Anchors
Public Works (1610)	Sign Post Suppliers, Fencing Supplier, Rental Store	Municipality, Transportation Departments (DOT), Parks, Natural Resources Dept. (DNR), Cemetery Grounds, University Grounds	Telespar, U-Channel, Delineator posts, Fencing, Temp fencing, Snow fence, Event fencing, Carsonite, Markers, Anchors
Sign Installation (1796)	Contractors, Suppliers	Contractors, State DOTs, County Transportation Depts.,	Telespar, U-Channel, Delineator posts,
Power Equipment (5260)	Honda® Dealers, Suppliers, Repair Shops	Access to regional crossover opportunity as well as Repair.	Crossover
Landscape (0782)	Fencing Suppliers,	Residential and Commercial Contractors, Commercial Developer, Property Manager, Surveyors, Irrigation, Facility Manager,	Fencing, Signage, Silt fence, snow fence, chain link, anchors, stakes,
Marine (1629) Construction/ General Contractors (2491) Piles, Foundations & Marine Construction	Marine Construction, Contractors Piles, Foundations & Marine Construction Suppliers	Contractor, Dock Operations, Dock Engineers, Port Maintenance, General Contractors.	Dock Pipe, Floating Docks, and dock extensions

Pipe Driving Chart

Pneumatic Driver

All pipe applications shown are Schedule 40

Pipe Size	Driver	Drive Cap	Master chuck	adapter	Master chuck	Adapter
2"	PD-45	071260 Required	3" 070591	2-1/2" 070600	N/A	N/A
2"	PD-55	071260 Optional	3-7/8" 070592	2-1/2" 070611	4-1/4" 07-0060	2-1/2" 070624
2"	PD-110	071260 Optional	4-1/4" 070593	2-1/2" 070624	N/A	N/A
2"	PD-140	071260 Optional	4-1/4" 070594	2-1/2" 070636	N/A	N/A
2"	PD-200	071260 Optional	5-1/2" 070746	2-1/2" 070842	7" 070758	2-1/2" 070839
2-1/2"	PD-45	071261 Required	3" 070591	NONE NEEDED	N/A	N/A
2-1/2"	PD-55	071261 Required	3-7/8" 070592	3" 070610	4-1/4" 070060	3" 070623
2-1/2"	PD-110	071261 Optional	4-1/4" 070593	3" 070623	N/A	N/A
2-1/2"	PD-140	071261 Optional	4-1/4" 070594	3" 070635	N/A	N/A
2-1/2"	PD-200	071261 Optional	5-1/2" 070746	3-1/8" 070782	7" 070758	3-1/8" 070786
3"	PD-45	N/A	N/A	N/A	N/A	N/A
3"	PD-55	071262 Required	3-7/8" 070592	NONE NEEDED	4-1/4" 070060	3-5/8" 070622
3"	PD-110	071262 Required	4-1/4" 070593	3-5/8" 070622	N/A	N/A
3"	PD-140	071262 Required	4-1/4" 070594	3-5/8" 070634	N/A	N/A
3"	PD-200	071262 Required	5-1/2" 010746	3-3/4" 070783	7" 070758	1 3-3/4" 070787
3-1/2"	PD-45	071263 N/A	N/A	N/A	N/A	N/A
3-1/2"	PD-55	071263 Required	N/A	N/A	4-1/4" -070060	NONE NEEDED
3-1/2"	PD-110	071263 Required	4-1/4" 010593	NONE NEEDED	N/A	N/A
3-1/2"	PD-140	071263 Required	4-1/4" 070594	NONE NEEDED	N/A	N/A
3-1/2"	PD-200	071263 Required	5-1/2" 070746	4-1/4" 070784	7" 070758	4-1/4" 070788
4"	PD-45	N/A	N/A	N/A	N/A	N/A
4"	PD-55	N/A	N/A	N/A	N/A	N/A
4"	PD-110	071264	4-3/4" 070644	NONE NEEDED	N/A	N/A
4"	PD-140	071264	4-3/4" 070644	N/A	N/A	N/A
4"	PD-200	071264	5-1/2" 010145	4-3/4" 070785	7" 070758	4-3/4" 070789
5" *	PD-45	071295	N/A	N/A	N/A	N/A
5" *	PD-55	071295	N/A	N/A	N/A	N/A
5" *	PD-110	071295	N/A	N/A	7" 070758	5-3/4" 070791
5" *	PD-140	071295	N/A	N/A	7" 070758	5-3/4" 070791
5" *	PD-200	071295	N/A	N/A	7" 070758	5-3/4" 070791
6" *	PD-45	071306	N/A	N/A	N/A	N/A
6" *	PD-55	071306	N/A	N/A	N/A	N/A
6" *	PD-110	071306	N/A	N/A	7" 070758	N/A
6" *	PD-140	071306	N/A	N/A	7" 070758	N/A
6" *	PD-200	071306	N/A	N/A	7" 070758	N/A

* Indicates the pipe can be driven in certain applications.

- There is no guarantee expressed or implied by Rhino Tool that the driver will perform the needed task.
- This size pipe is not recommended for rock and or gravel applications
- This size pipe is not recommended for hard dry clay applications unless first a pilot hole is bored
- The Rhino PD 140 and PD 200 "Will out perform a 90 pound Jack hammer.
- The Rhino PD 140 and PD 200 are capable of driving to a refusal of a 25 blow count on a penetrometer
- Water jetting is suggested for best results.

PD-45™



Pneumatic Driver

Specifications	PD-45
Duty	Light
Air Consumption (CFM@90 psi)	30
Wt. lb (kg)	46.3 (21)
Ship Wt. lb (kg)	52 (23.5)
Master Chuck	3" ID
Applications	
T Posts	X
3/4" to 1" Ground Rod	X
3/4" to 1-1/2" Reinforcing Bar Tent Stakes	X
1" Concrete Form Pins	X
1" Pipe	X
1-1/4" to 1-1/2" Pipe	X
1-5/8" Pipe	X
2" Pipe	X•
2-1/2" Pipe	X•
Fiberglass T Posts	X
1.2 to 1.5 lbs/ft Channel Posts	X•
Rectangular Posts	X

● An adapter is required



070591

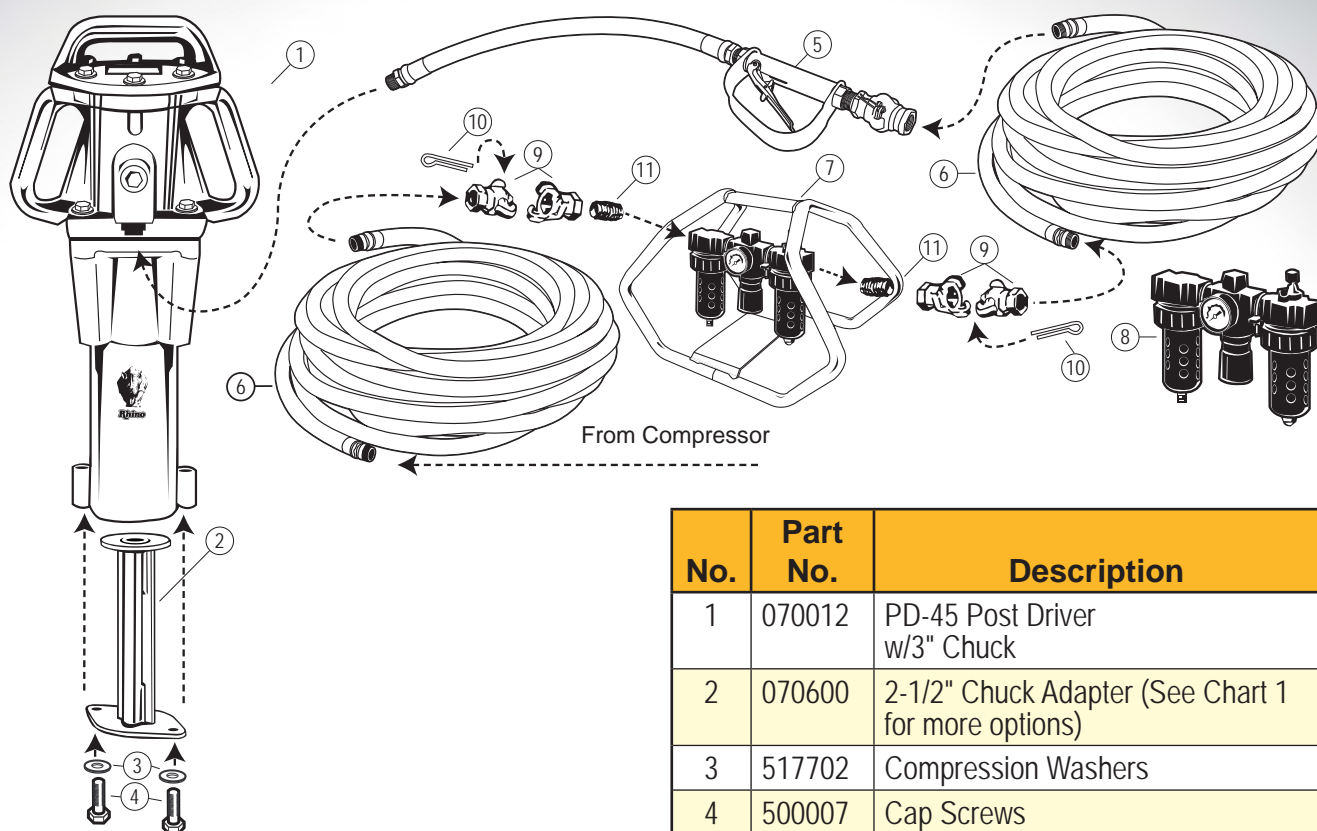
3 in (76.2 mm) Master Chuck
included with driver.

Adapter sold separately

**Driven To
Perfection!**

PD-45™

Accessories



No.	Part No.	Description
1	070012	PD-45 Post Driver w/3" Chuck
2	070600	2-1/2" Chuck Adapter (See Chart 1 for more options)
3	517702	Compression Washers
4	500007	Cap Screws
5	600000	Throttle Valve Kit with 5 ft. Hose
6	607000	Hose Assembly*
7	225001	Carrier for FRL (FRL not included)
8	601128	Filter-Regulator-Lubricator
9	606600	Air Line Coupler (Pair)
10	606601	Coupler Safety Clip
11	230401	Nipple

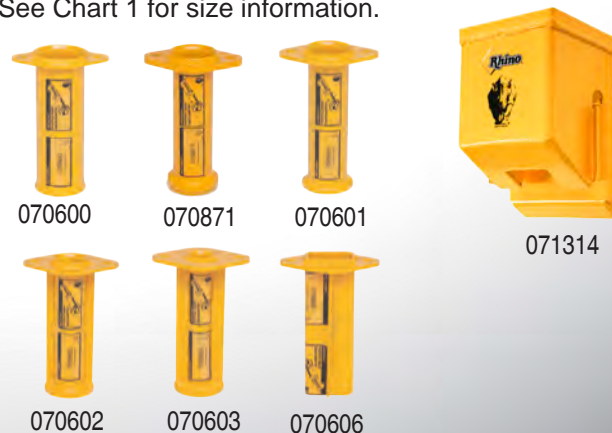
*Made to order at desired length - additional charge per foot of hose

Chart 1 - Master chuck and chuck adapter sizes and part numbers.

PD-45 Description/Actual ID in (mm)	Adapters Part No.
3 (76.2) Master Chuck	070591
2-1/2 (63.5)	070600
2 (50.8) Heavy for T-Post	070871
2 (50.8)	070601
1-1/2 (38.1)	070602
1 (25.4)	070603
1 to 1.5 lb Channel	070606
Silt Fence Chuck	071314

*All adapters come with required hardware

Chuck adapters and part numbers.
See Chart 1 for size information.



PD-55™



Pneumatic Driver

Specifications	PD-55
Duty	Medium
Air Consumption (CFM@90 psi)	42
Wt. lb (kg)	54.6 (24.8)
Ship Wt. lb (kg)	60 (27.2)
Master Chuck	3-7/8" ID
Applications	
3/4" to 1" Ground Rod	X
3/4" to 1-1/2" Reinforcing Bar Tent Stakes	X
1" Concrete Form Pins	X
1" Pipe	X
1-1/4" to 1-1/2" Pipe	X
1-5/8" Pipe	X
2" Pipe	X•
2-1/2"	X•
3" Pipe	X•◆
T Posts	X•◆
Telespar Posts	X•
Telespar Post Breakaway Anchor 2-1/2"	X•◆
Telespar Post Breakaway Anchor 3"	X•◆
1.2 to 1.5 lbs/ft Channel Posts	X•
2 to 2.75 lbs/ft Channel Posts	X•
3 to 4 lbs/ft Channel Posts	X•
Channel Post Breakaway Anchor	X•◆
C Posts	X
Rectangular Posts	X
Fiberglass T Posts	X

- An optional master chuck is required
- An adapter is required
- ◆ A driving cap is required
- ❖ Indicates a combination of accessories is required



*Driven To
Perfection!*

PD-55™

Accessories

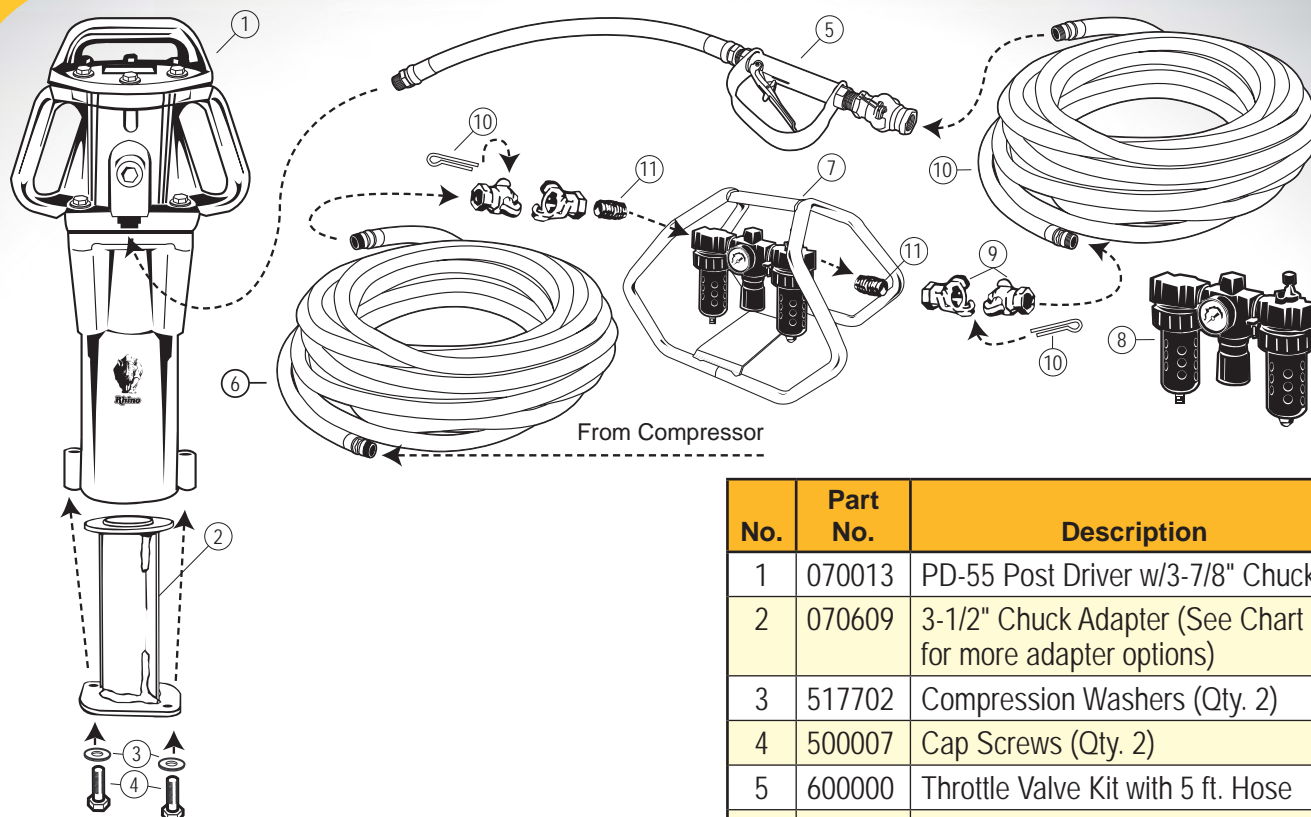


Chart 1 - Master chuck and chuck adapter sizes and part numbers.

PD55 Description/Actual ID in (mm)	Adapter* Part No.
3 7/8" (98.4) Master Chuck	070592
4-1/4" (107.9) Optional Master Chuck	070060
4-1/16" (103.2) Square Wood Post Chuck	070590
3-1/2" (88.9)	070609
3" (76.2)	070610
2-1/2" (63.5)	070611
2" (50.8)	070612
1-1/2" (38.1)	070613
1" (25.4)	070614
2" (50.8) Heavy for T-Post	070615
1 to 1.5 lb Channel	070617
2 to 2.75 lb Channel	070618
3 to 4 lb Channel	070619

*All adapters come with required hardware

No.	Part No.	Description
1	070013	PD-55 Post Driver w/3-7/8" Chuck
2	070609	3-1/2" Chuck Adapter (See Chart 1 for more adapter options)
3	517702	Compression Washers (Qty. 2)
4	500007	Cap Screws (Qty. 2)
5	600000	Throttle Valve Kit with 5 ft. Hose
6	607000	Hose Assembly*
7	225001	Carrier for FRL (FRL not included)
8	601128	Filter-Regulator-Lubricator
9	606600	Air Line Coupler (Pair)
10	606601	Coupler Safety Clip (limit 4 per order)
11	230401	Nipple

*Made to order at desired length - additional charge per foot of hose



PD-110™

Pneumatic Driver



Specifications	PD-110
Duty	Heavy
Air Consumption (CFM@100 psi)	64
Wt. lb (kg)	109.16 (49.5)
Ship Wt. lb (kg)	117 (53)
Master Chuck	4 1/4" (107.9 mm) ID
Applications	
1-1/4" to 1-1/2" Pipe	X•
1-5/8" Round Post	X•
2" Pipe	X•
2-1/2" Pipe	X•
3" Pipe	X•❖
3-1/2" Pipe	X❖
4" Pipe	X❖❖
T-Posts	X•
Telespar Post	X•
Telespar Post Breakaway Anchor 2-1/2"	X•❖
1.2 to 1.5 lbs/ft Channel Post	X•
2 to 2.75 lbs/ft Channel Post	X•
3 to 4 lbs/ft Channel Post	X•
Channel Post Breakaway Anchor	X•❖
C Post	X
4" x 4" Wood Post	X❑
4" x 6" H Column Guardrail Post	X❖❖

■ An optional master chuck is required

● An adapter is required

❖ A driving cap is required

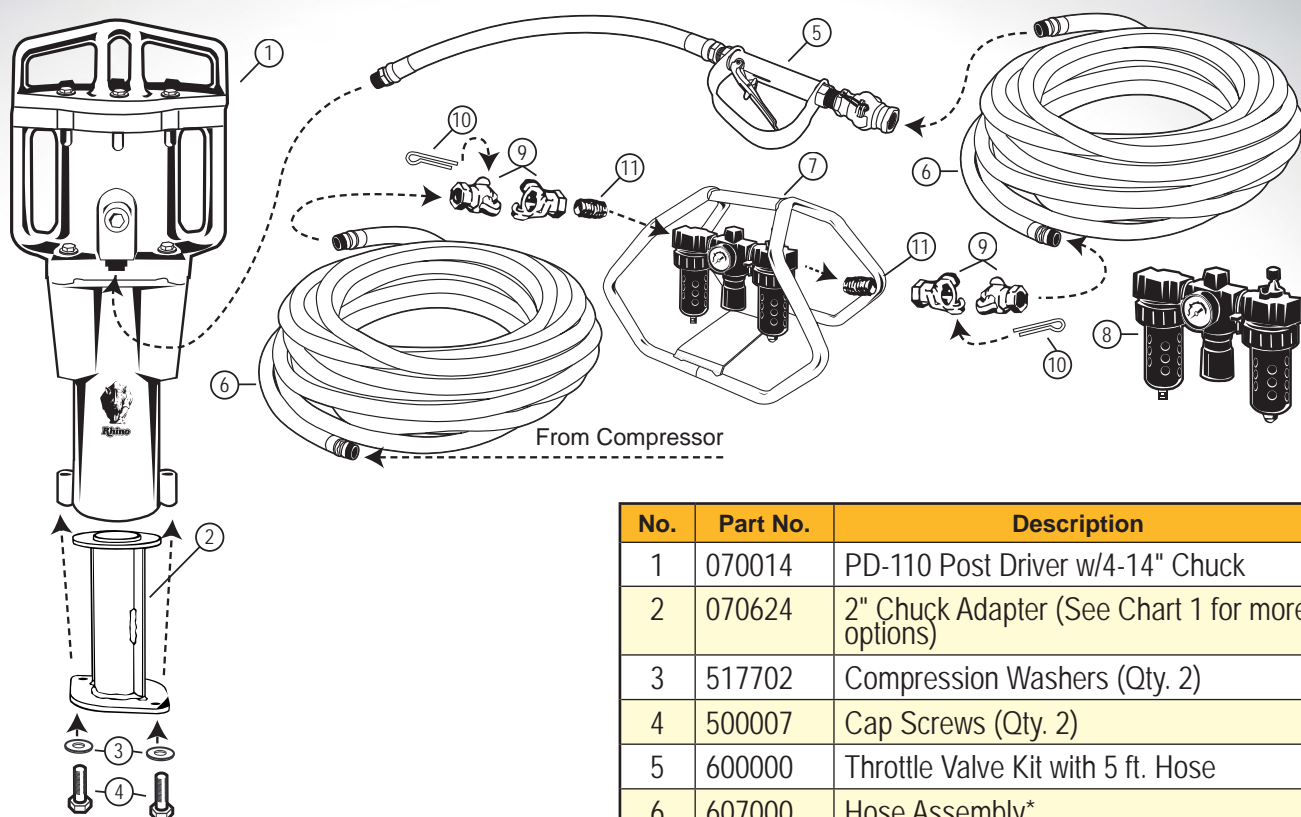
❖ Indicates a combination of accessories is required



*Driven To
Perfection!*

PD-110™

Accessories



No.	Part No.	Description
1	070014	PD-110 Post Driver w/4-14" Chuck
2	070624	2" Chuck Adapter (See Chart 1 for more options)
3	517702	Compression Washers (Qty. 2)
4	500007	Cap Screws (Qty. 2)
5	600000	Throttle Valve Kit with 5 ft. Hose
6	607000	Hose Assembly*
7	225001	Carrier for FRL
8	601128	Filter-Regulator-Lubricator
9	606600	Air Line Coupler
10	606601	Coupler Safety Clip (limit 4 per order)
11	230401	3/4" Close Nipple

Chart 1 - Master chuck and chuck adapter sizes and part numbers.

PD-110	Adapter*
Description/Actual ID-in (mm)	Part No.
4-1/4" (107.9) Master Chuck	070593
3-5/8" (92)	070622
3" (76.2)	070623
2-1/2" (63.5)	070624
2" (50.8)	070625
1 to 1-1/2 lbs/ft Channel Post	070628
2 to 2.75 lbs/ft Channel Post	070629
3 to 4 lbs/ft Channel Post	070630
4-3/4" Master Chuck	070644

*All adapters come with required hardware

*Made to order at desired length - additional charge per foot of hose



PD-140™

Pneumatic Driver



Specifications	PD-140
Duty	Heavy Duty
Air Consumption (CFM@100 psi)	64
Wt. lb (kg)	138.4 (62.8)
Ship Wt. lb (kg)	149 (66.58)
Master Chuck	4-1/4" (107.9 mm) ID
Applications	
1-5/8" Round Post	X•
2" Pipe	X•
2-1/2" Pipe	X•
3" Pipe	X•◆
3-1/2" Pipe	X◆
4" Pipe	X■◆
T-Posts	X•◆
Telespar Post	X•
Telespar Post Breakaway Anchor 2-1/2"	X•◆
Telespar Post Breakaway Anchor 3"	X◆◆
1.2 to 1.5 lbs/ft Channel Post	X•
2 to 2.75 lbs/ft Channel Post	X•
3 to 4 lbs/ft Channel Post	X•
Channel Post Breakaway Anchor	X•◆
C Post	X
Super C Post	X
Well Points (Sand Points)	X
4" x 4" Wood Post	X■
4" x 6" H Column Guardrail Post	X■◆
12" Sheet Piling	X■

- An optional master chuck is required
- An adapter is required
- ◆ A driving cap is required
- ❖ Indicates a combination of accessories is required



070594
4 1/4 in (107.9 mm)
Master Chuck
included with driver.

Adapter sold separately

*Driven To
Perfection!*

PD-140™

Accessories

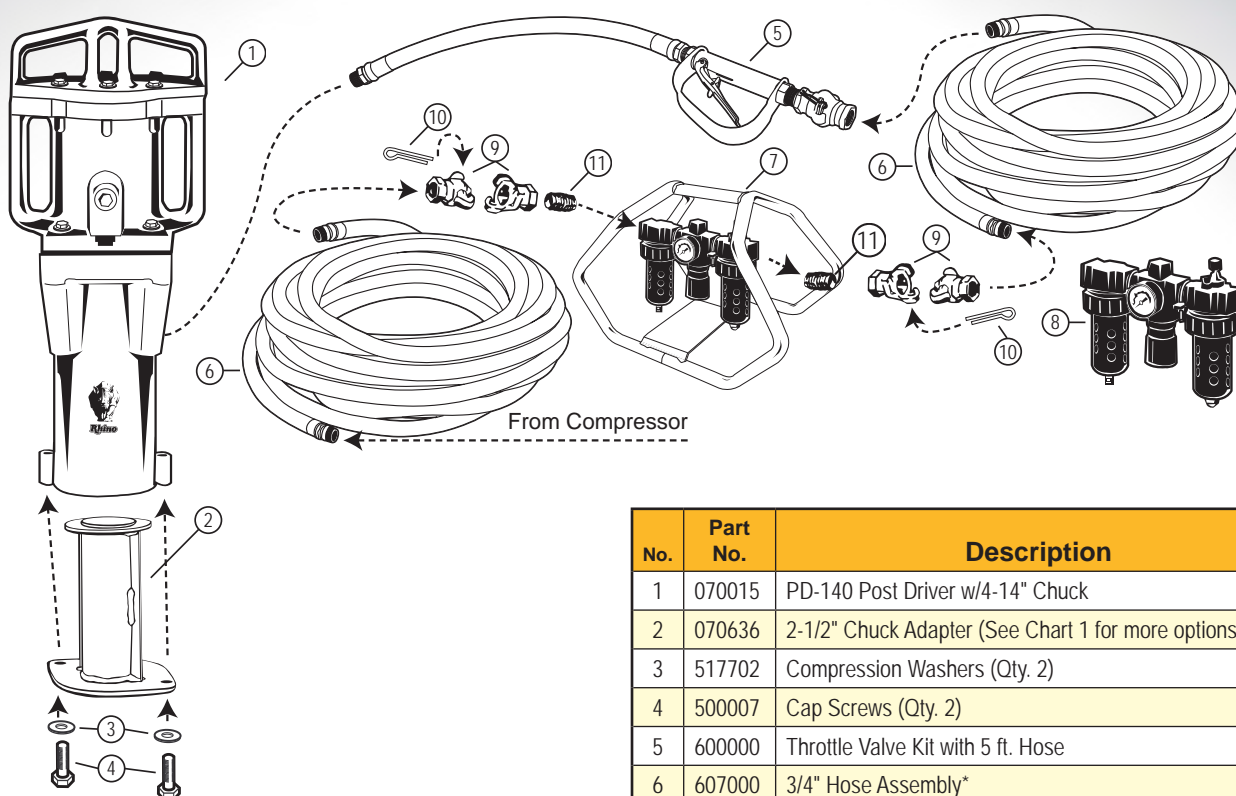


Chart 1 - Master chuck and chuck adapter sizes and part numbers.

PD 140	Adapter
Description/Actual ID-in (mm)	Part No.
4-1/4" (107.9) Master Chuck	070594
3-5/8" (92)	070634
3" (76.2)	070635
2-1/2" (63.5)	070636
2" (50.8)	070637
1 to 1-1/2 lbs/ft Channel Post	070640
2 to 2.75 lbs/ft Channel Post	070641
3 to 4 lbs/ft Channel Post	070642
4"x4" Square for Wood/Metal	070063
Slotted Sheet Pile Chuck	070597
4-3/4" Master Chuck	070644
4"x6" Master Chuck H Column Guardrail (070062 also required)	070061
4 x 6 H Column Drive Cap	070062

*All adapters come with required hardware
Special Order adapters available - call for quote*

No.	Part No.	Description
1	070015	PD-140 Post Driver w/4-14" Chuck
2	070636	2-1/2" Chuck Adapter (See Chart 1 for more options)
3	517702	Compression Washers (Qty. 2)
4	500007	Cap Screws (Qty. 2)
5	600000	Throttle Valve Kit with 5 ft. Hose
6	607000	3/4" Hose Assembly*
7	225001	Carrier for FRL
8	601128	Filter-Regulator-Lubricator
9	606600	Air Line Coupler
10	606601	Coupler Safety Clip (limit 4 per order)
11	230401	3/4" Close Nipple

**Made to order at desired length - additional charge per foot of hose*



PD-200™

Pneumatic Driver



Specifications	PD-200	PD-200
Duty	Heavy Duty	Heavy Duty
Air Consumption (CFM@100 psi)	72	72
Wt. lb (kg)	170 (77.11)	177 (80.28)
Ship Wt. lb (kg)	175 (79.37)	182 (82.55)
Master Chuck	5-1/2" (139.7mm) ID	7" (177.8mm) I.D.
Applications		
2" Pipe	X●	X●
2-1/2" Pipe	X●	X●
3" Pipe	X●◆◆	X●◆◆
3-1/2" Pipe	X●◆◆	X●◆◆
4" Pipe	X●◆◆	X●◆◆
5" to 6" Pipe		X●◆◆
Telespar Post	X●	X●
Telespar Post Breakaway Anchor 2-1/2"	X●◆◆	X●◆◆
Telespar Post Breakaway Anchor 3"	X●◆◆	X●◆◆
C Post	X●	X●
Super C Post	X●	X●
Well Points (Sand Points)	X●	X●
4" x 4" Wood Post	X	X●
4" x 6" H Column Guardrail Post	X■◆◆	X■◆◆
6" x 6" Wood Posts	X■	X■
12" Sheet Piling	X■	X■

- An optional master chuck is required
- An adapter is required
- ◆ A driving cap is required
- ❖ Indicates a combination of accessories is required



PD-200™

Accessories

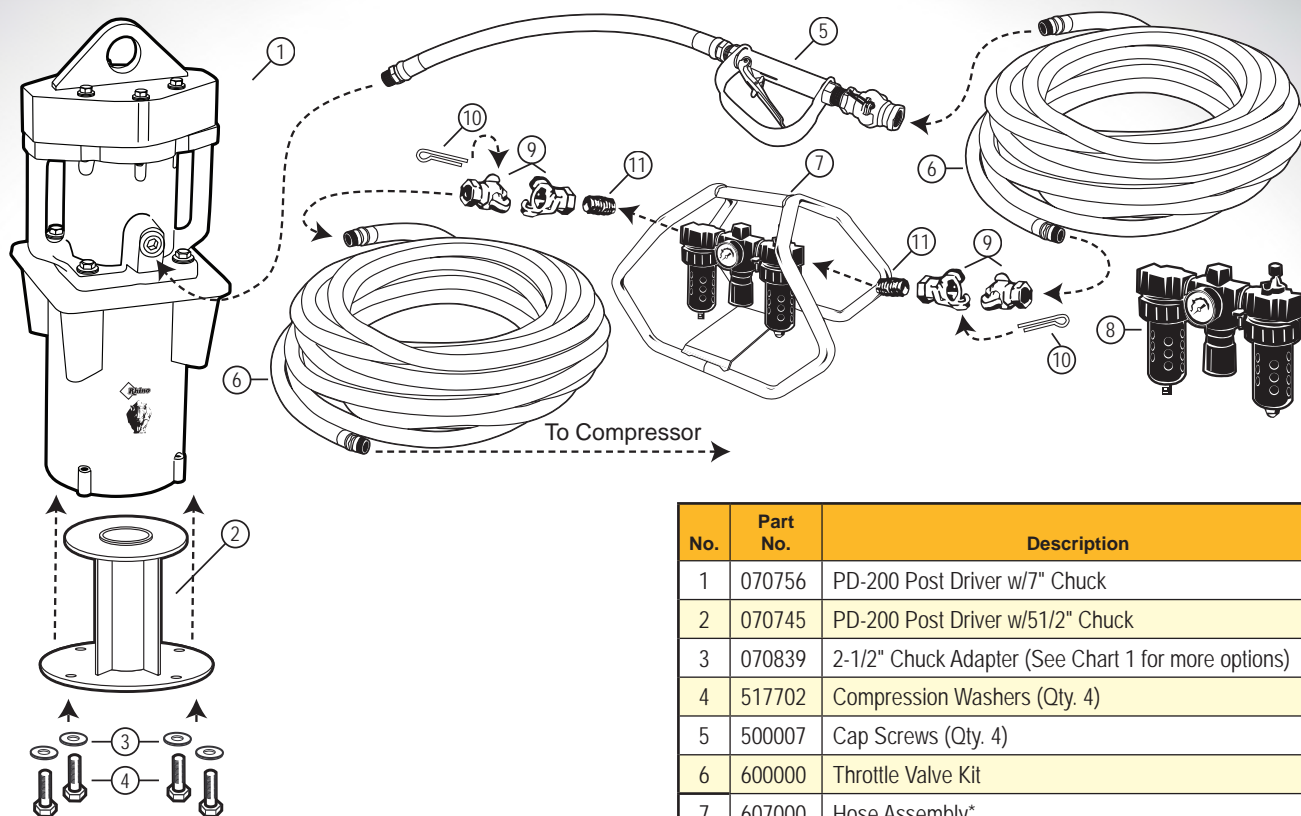


Chart 1 - Master chuck and chuck adapter sizes and part numbers.

Chuck/Adapter	PD-200 (5-1/2")	PD-200 (7")
Description/Actual ID—in (mm)	Part No.	Part No.
7" (177.8) Master Chuck		070758
5-1/2" (139.7) Master Chuck		070746
5-3/4" (146)		070791
5-1/4" (133.4)		070790
5" (133.4)		070837
4-3/4" (120.6)	070785	070789
4-1/4" (107.9)	070784	070788
3-3/4" (95.3)	070783	070787
3-1/8" (79.4)	070782	070786
2-1/2 (63.5)	070842	070839
4"x4" Square for Wood/Metal	Master Chuck	070837
Slotted Sheet Pile Chuck	070597	070597
4-3/4 Master Chuck	070644	070644
4"x6" Master Chuck H Column Guardrail (070062 also required)	070061	070061
Drive Cap	070062	070062
6"x6" Square Master Chuck	070761	070761

*All adapters come with required hardware
Special Order adaptors available - call for quote*

No.	Part No.	Description
1	070756	PD-200 Post Driver w/7" Chuck
2	070745	PD-200 Post Driver w/51/2" Chuck
3	070839	2-1/2" Chuck Adapter (See Chart 1 for more options)
4	517702	Compression Washers (Qty. 4)
5	500007	Cap Screws (Qty. 4)
6	600000	Throttle Valve Kit
7	607000	Hose Assembly*
8	225001	Carrier for FRL
9	601128	Filter-Regulator-Lubricator
10	606600	Air Line Coupler
11	606601	Coupler Safety Clip (limit 4 per order)
12	230401	3/4" Close Nipple

**Made to order at desired length - additional charge per foot of hose*



PDT™



Transport Cart

Storage display & transport for your PD-45, PD-55, PD-110 or PD-140 driver and accessories

Self contained units include the following items:

(PDT-55 Transport Kit Shown Part No. 071216)

- PD-55 Post Drive
- Chuck Adapters as Shown on cart
- 20.5 ft Air Hose
- Throttle Valve
- Filter-Regulator-Lubricator
- Extra Washers & Bolts
- Extra Safety Clips
- 1 qt Non-detergent Oil
- Operating & Safety Instructions

Options for configurations without post driver, Transport only, and Total Solution with MP-3 Post Puller are available.



Order Information and Accessories	
Ship Wt.	65 lb (29.48)
Part No.	Description
071200	PDT-45 Transport Cart Only
071215	PDT-45 Transport Kit - PD-45 and 4 Chuck Adapters - 2 1/2", 2", 1", 1 - 1.5 lb Channel
071268	PDT-45 Total Solution - PDT-45 Transport Kit with MP-3 Post Puller
071201	PDT-55 - Transport Cart Only
071216	PDT-55 Transport Kit - PD-55 and 4 Chuck Adapters - 3", 2.5", 2", 2 - 2 3/4 lb Channel
071269	PDT-55 Total Solution - PDT-55 Transport Kit with MP-3 Post Puller
071202	PDT-110 Transport Cart Only
071217	PDT-110 Transport Kit - PD-110 and 2 Chuck Adapters - 2 1/2", 3 - 4 lb Channel
071270	PDT-110 Total Solution - PDT-110 Transport Kit with MP-3 Post Puller
071203	PDT-140 - Transport Cart Only
071218	PDT-140 Transport Kit - PD-140 and 2 Chuck Adapters - 2 1/2", 3 - 4 lb Channel
071271	PDT-140 Total Solution - PDT-140 Transport Kit with MP-3 Post Puller

The Square Tube Break-Away Anchor System



Drives Square Anchors within 2 inches of ground level. Will drive up to a 2-1/2" square anchor*.

Adapter Part Numbers:

PD-55	071014
PD-110	071017
PD-140	071015
PD-200 5-1/2" MC	071043

Drive Cap Part Numbers for Use with above Adapters:

1-1/4" sq anchor*	071004
1-1/2" sq anchor*	071005
1-3/4" sq anchor*	071006
2" sq anchor*	071007
2-1/4" sq anchor*	071008
2-1/2" sq anchor*	071009

*Anchor Drive Caps are sold by the outside dimension of the Anchor

The Channel Post Break-Away Anchor System

Drives Channel Post Anchors within 2 inches of ground level. Will drive up to a 4 lb/ft Channel Post Anchor

Adapter Part Numbers:

PD-55	070832
PD-110	070847
PD-140	070874
PD-200 5-1/2" MC	071039

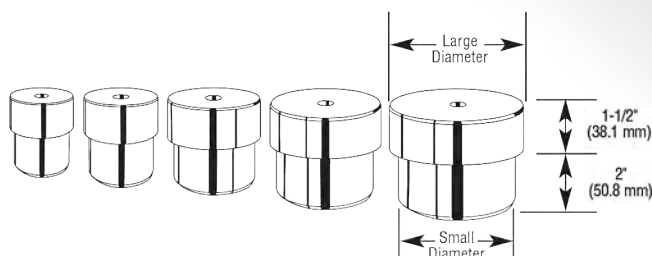
Drive Cap Part Number for Use with above Adapters:
Channel Drive Cap 070836

This Adapter and Drive Cap is to be Used for Anchors Only. The Drive Cap can Present a Safety Hazard as the Drive Cap is Not Attached to the Driver or Adapter and can Fall and Cause Injury.





Accessories




Drive Cap Insert Specifications*			
Size and Part No.	Height	Large Diameter	Small Diameter
2" Drive Cap 071260	3 1/2" (88.9 mm)	2 3/8" (60.325 mm)	2.03 to 2.04" (50.83 to 50.84 mm)
2 1/2" Drive Cap 071261	3 1/2" (88.9 mm)	2 7/8" (73.025 mm)	2.45 to 2.44" (176.4 to 175.68 mm)
3" Drive Cap 071262	3 1/2" (88.9 mm)	3 1/2" (88.9 mm)	3.05" to 3.04" (77.47 to 77.216 mm)
3 1/2" Drive Cap 071263	3 1/2" (88.9 mm)	4" (101.6 mm)	3.53" to 3.52" (89.662 to 89.408 mm)
4" Drive Cap 071264	3 1/2" (88.9 mm)	4 1/2" (114.3 mm)	4" to 3.99" (101.6 to 101.346 mm)
6" Drive Cap 071306	5 1/2" (139.7 mm)	6 5/8" (168.3 mm)	6.20" to 6.15" (157.5 to 156.2 mm)
T-Bar 071265			
Clip 071266			

*Drive caps are designed for Schedule 40 Pipe. Rhino Tool can custom manufacture for Schedule 80 Pipe on request.

Low Drive Extension Specifications

Part No.	Size	Description
071004	1 1/4"	Low Drive Extension Drive Cap for Breakaway Bases
071005	1 1/2"	Low Drive Extension Drive Cap for Breakaway Bases
071006	1 3/4"	Low Drive Extension Drive Cap for Breakaway Bases
071007	2"	Low Drive Extension Drive Cap for Breakaway Bases
071008	2 1/4"	Low Drive Extension Drive Cap for Breakaway Bases
071009	2 1/2"	Low Drive Extension Drive Cap for Breakaway Bases
071014	PD-55	Chuck Adaptor for Square Low Drive Extension Not Shown
071015	PD-140	Chuck Adaptor for Square Low Drive Extension Not Shown
071016	PD-110	Chuck Adaptor for Square Low Drive Extension Not Shown



Accessories



Pneumatic Driver Accessories

No.	Part No.	Description
1	071200 071201 071202 071203	PDT-45 Transport Cart Only* PDT-55 Transport Cart Only* PDT-110 Transport Cart Only* PDT-140 Transport Cart Only* <i>*Transport Cart Only Includes: cart, handle, wheels, axle, hardware, brackets for specified tool, transport manual, extra bolts and washers.</i>
2	071282 071283 071284 071285	PDT-45 Transport Kit without Post Driver PDT-55 Transport Kit without Post Driver PDT-110 Transport Kit without Post Driver PDT-140 Transport Kit without Post Driver
3	071260 071261 071262 071263 071264 071306	2" Drive Cap with T-Bar and Clip 2 1/2" Drive Cap with T-Bar and Clip 3" Drive Cap with T-Bar and Clip 3 1/2" Drive Cap with T-Bar and Clip 4" Drive Cap with Slammer Hammer 6" Drive Cap with Slammer Hammer
4	607000	3/4" (19 mm) Hose Assembly (Order Length Needed) Does not include Hose
5	600000	Throttle Valve Kit with 5' (1.524 meters) Hose Whip (Used with all Pneumatic models)
6	605006	Extra 3/4" (19 mm) Air Hose (Must order by the foot)
7	610026	Throttle Valve Only with Lever Guard
8	225001	Carrier Only for FRL - Filter-Regulator-Lubricator
9	601128	Filter-Regulator-Lubricator Only*

**The FRL or Filter-Regulator-Lubricator needs to be used with all Pneumatic Drivers for Operator Safety and Post Driver Protection*

MP-3™



Manual Post Puller

Specifications	
Model No.	071012*
Height Dimension in (m)	41 (1.04m)
Base Dimension in (mm)	9-1/2 x 12 (241 x 304)
Handle Length in (m)	60 (1.52)
Wt. lb (kg)	41 (18.7)
Ship Wt. lb (kg)	70 (31.75)
Accessories	
Post Grabber	071040
Chain Assembly	220422
Panel Post Grabber	071041
Tent Stake Grabber	071042
Model MP-3 Manual Post Puller Only	071013

*The Model MP-3, Part No. 071012, includes the Chain Assembly, Part No. 220422, and Post Grabber, Part No. 071040



071040

071041 Panel Post Grabber
Sold Separately

**Driven To
Perfection!**

PL-3™

Hydraulic Post Puller

Specifications	
Model No.	071000
Dimension in (mm) HxWxL	38" x 13-1/4" x 13-1/4" (965 x 337 x 337)
Hook Opening in (m)	1" (25.4)
Cable	3/8" (9.5)
Pulling Stroke in (mm)	17" (432)
Wt. lb (kg)	53 (24)
Ship Wt. lb (kg)	60 (24)
Accessories	
Post Grabber	071040
Panel Post Grabber	071041
Tent Stake Grabber	071042

Grabbers are optional



071041 Panel Post Grabber
Sold Separately



071040 Post Grabber
Sold Separately

Jack Jaw[®]

Manual Post Puller



JackJaw[®] makes an easy task of pulling stakes and posts. With a couple pumps of the handle, stakes and posts break loose. The jaw and lever mechanism allow your pull stakes and posts straight up out of the ground without bending them, preserving the posts and stakes for repeated uses. Rhino has many more models of JackJaw[®] available.

Specifications			
T-Post Extractor Part No.	302003	Tent Stake Extractor Part No.	302001
Height — in (mm)	29 (73.66)	Height in (mm)	29 (736.6)
Weight lbs (kg)	21 (9.42)	Weight lbs (kg)	26 (11.79)
		Accessories Tent Stake Extractor ONLY	Stake Bar Adapter—302020



302003
T-Post
Extractor
Shown





Rhino Tool Company, Inc.

620 Andrews Avenue | Kewanee, IL 61443 | 309-853-5555 or 866-7071808
www.rhinotool.com | info@rhinotool.com

