

PD-140S

Pneumatic Sheet Pile Driver
Part No. 070015



Pneumatic • Hydraulic • Gasoline
Professional Grade Tools

The PD-140S is the modified version of the PD-140 with the added flexibility to drive sheet piling. While capable of driving everything the PD-140 is capable of driving, the PD-140S has been fitted with a slotted master chuck which allows the sheet pile to pass through the chuck to engage the piston.

- At 139 pounds, with a 4" Alloy Steel piston, the PD-140S drives sheet pile for retaining soil or water.
- Delivering up to 1700 blows per minute combined with low air consumption and high-quality components, mean low-cost, low-maintenance post driving
- Additional driving options possible with easy bolt-on adapters.

Specifications	PD-140
Duty	Heavy Duty
Air Consumption (CFM@100 psi)	64
Wt. lb (kg)	138.4 (62.8)
Ship Wt. lb (kg)	149 (66.58)
Master Chuck	4-1/4" (107.9) ID
Applications	
12" Sheet Piling	





Bolt-on adapters sold separately.

A Tradition of Quality and Service Since 1975

Visit rhinotool.com/dealer-locator to find your nearest Rhino® dealer.

© Copyright 2017 Rhino Tool Company, Inc.

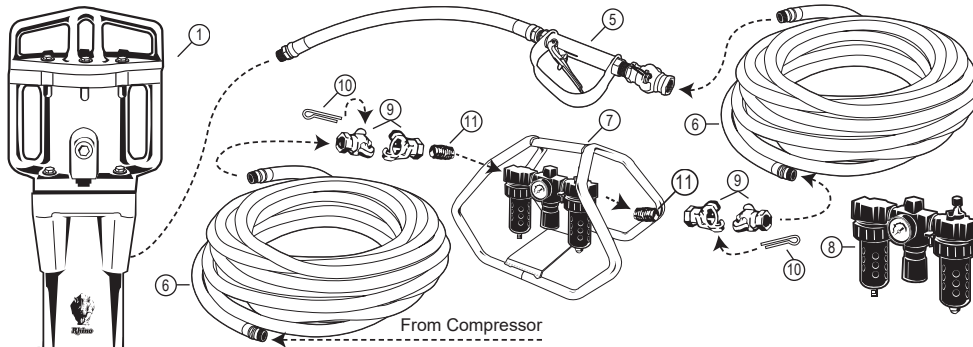
 www.rhinotool.com
 866-707-1808

PD-140

Pneumatic Post Driver
Part No. 070015



Pneumatic • Hydraulic • Gasoline
Professional Grade Tools



No.	Part No.	Description
1	070015	PD-140 Post Driver w/4-14" Chuck
2	070636	2-1/2" Chuck Adapter (See Chart 1 for more options)
3	517702	Compression Washers (Qty. 2)
4	500007	Cap Screws (Qty. 2)
5	600000	Throttle Valve Kit with 5 ft. Hose
6	607000	3/4" Hose Assembly*
7	225001	Carrier for FRL
8	601128	Filter-Regulator-Lubricator
9	606600	Air Line Coupler
10	606601	Coupler Safety Clip (limit 4 per order)
11	230401	3/4" Close Nipple

*Made to order at desired length - additional charge per foot of hose

Chuck adapters and part numbers. 3" and 3.5" Drive Cap Required for driving 3" and 3.5" Schedule 40 Pipe. See Chart 1 for size information.



Chart 1 - Master chuck and chuck adapter sizes and part numbers.

PD 140	Adapter
Description/Actual ID-in (mm)	Part No.
4-1/4" (107.9) Master Chuck	070594
3-5/8" (92)	070634
3" (76.2)	070635
2-1/2" (63.5)	070636
2" (50.8)	070637
1 to 1-1/2 lbs/ft Channel Post	070640
2 to 2.75 lbs/ft Channel Post	070641
3 to 4 lbs/ft Channel Post	070642
4"x4" Square for Wood/Metal	070063
Slotted Sheet Pile Chuck	070597
4-3/4" Master Chuck	070644
4"x6" Master Chuck H Column Guardrail (070062 also required)	070061
4 x 6 H Column Drive Cap	070062
3" Drive Cap, T-bar and Clip	071262
3-1/2" Drive Cap, T-bar and Clip	071263

*All adapters come with required hardware
Special Order adaptors available - call for quote*



A Tradition of Quality and Service Since 1975

Visit rhinotool.com/dealer-locator to find your nearest Rhino® dealer.

www.rhinotool.com
 866-707-1808